

## RP - 100-165 Permanent Bollard SM or BG

The RP Range of fixed bollards, suitable for indoors or outdoors.  
 Available in Surface Mount (SM) or Below Ground (BG)

### Standard Features

- Manufactured in Western Australia
- SURFACE MOUNT Bollards (SM) feature: Corrosion resistant, HDG treated steel (after fabrication) & tough powder coat finish
- BELOW GROUND (BG) Bollards feature: Corrosion resistant, galvanised steel & tough powder coat finish
- "Push-on" post cap fitted as standard
- Permanently affixed, suited for indoor or outdoor use

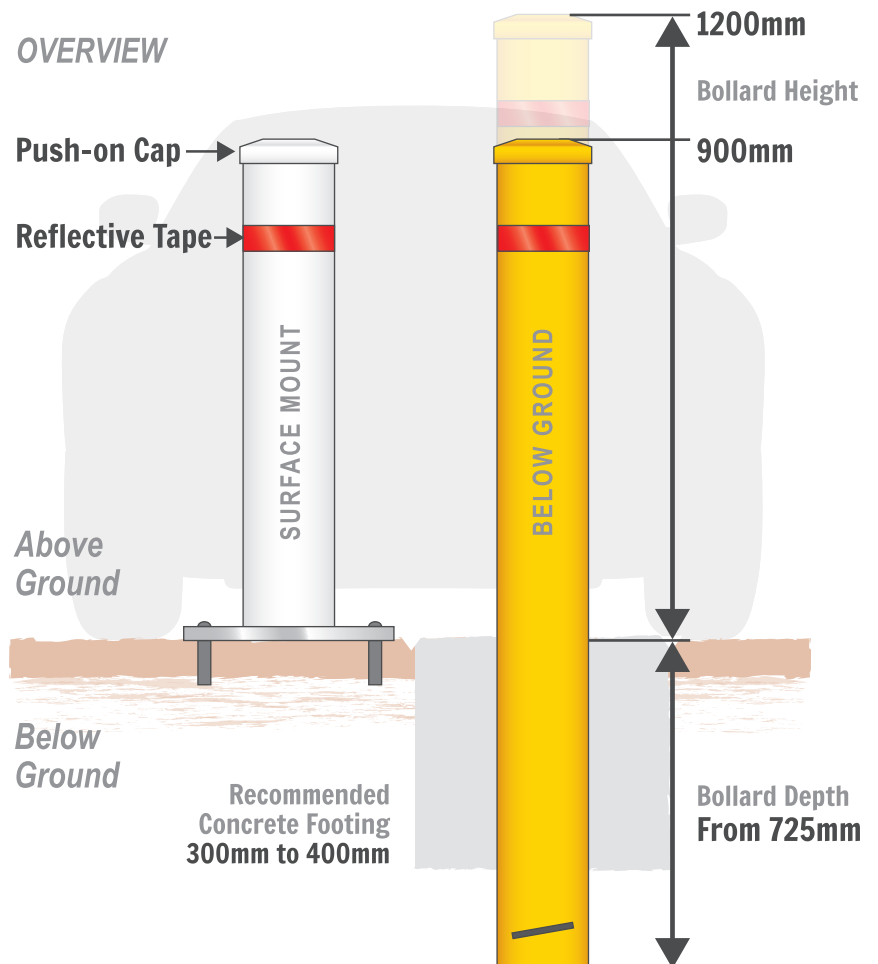
### Optional Features

- Made to measure - available in any height, pipe diameter, wall thickness
- Available in High Grade C350 pipe
- Any powder coat colour or combination of body / cap (costs may apply)
- Available with choice of DECORATIVE ALUMINIUM CAPS (see pg. 2)
- Available with choice of WELDED CAPS in flat, sloped or curved (see pg. 2)
- Available with choice of PRESS IN CAPS that allow for concrete fill (see pg. 2)
- Fastener / Anchor kits available for surface mounts

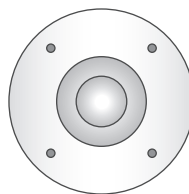
### Australian Standards

- AS 1450 Steel Tube & AS4792 HDG Coating
- AS4506-2005 & AS3754-1990 Powder Coating
- AS 1627.4-2005 Abrasive Blasting
- AS 2700 Colour Standards

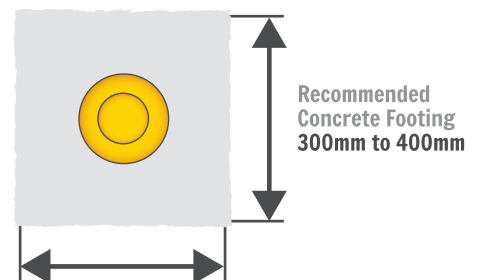
### OVERVIEW



### RP-SM TOP VIEW

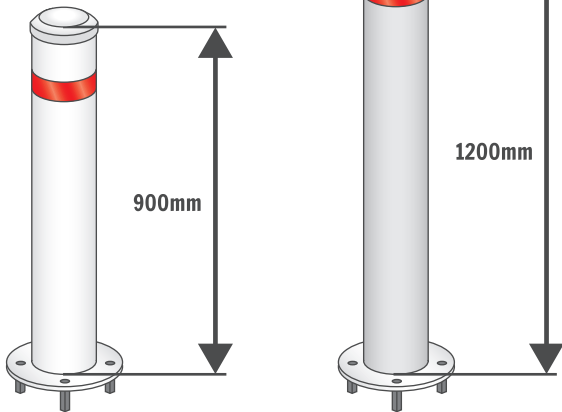


### RP-BG TOP VIEW

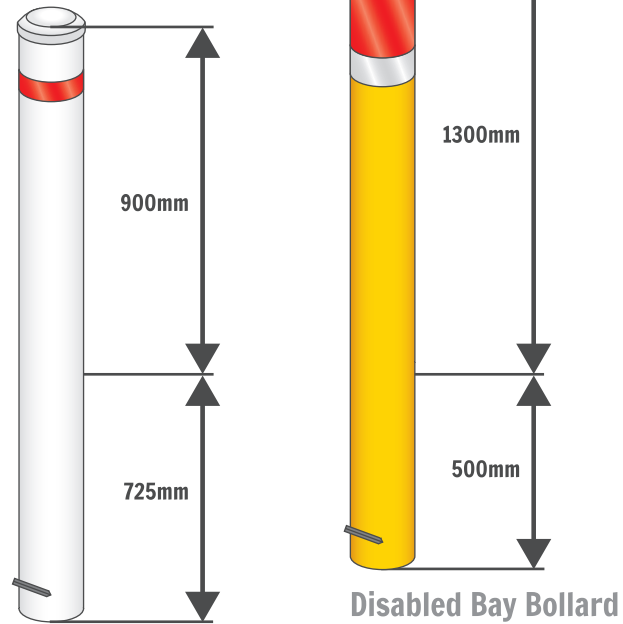


**RP - 100-165 Permanent Bollard SM or BG - Model Numbers**

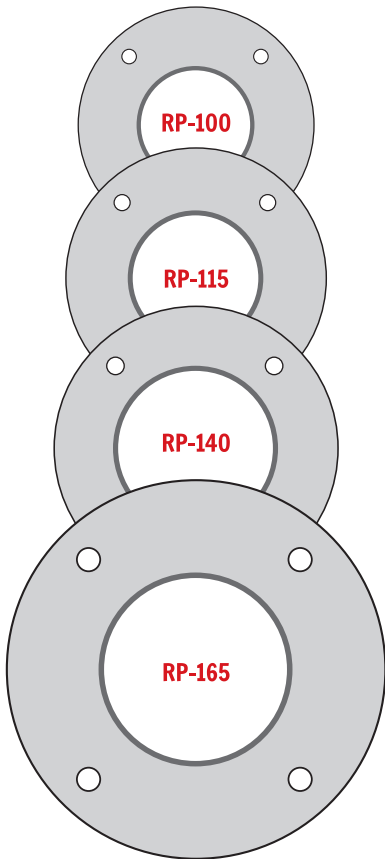
**Surface Mount**



**Below Ground**



**Part Numbers & Standard Stock Sizes**



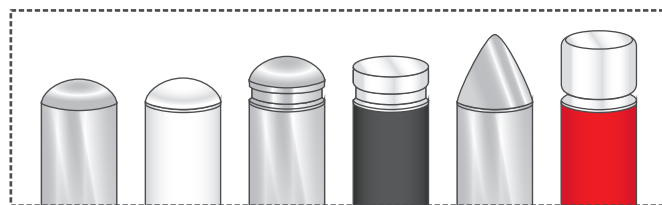
**RP-100 SM or BG**  
Bollard  
1000D x 4mmWT  
Baseplate  
2000D

**RP-115 SM or BG**  
Bollard  
1150D x 4.55mmWT  
Baseplate  
2200D

**RP-140 SM or BG**  
Bollard  
1400D x 5mmWT  
Baseplate  
2400D

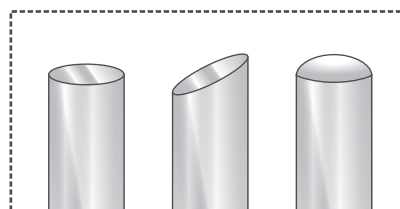
**RP-165 SM or BG**  
Bollard  
1650D x 5mmWT  
Baseplate  
3200D

**Optional Decorative Aluminium Caps**  
Available in Polished or Powder Coated finishes

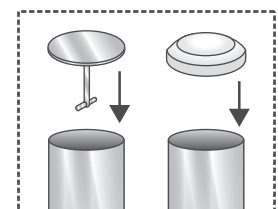


\*Not all caps are available across all pipe sizes. Please enquire for more info.

**Optional Welded Caps**  
Available in Flat, Sloped or Curved



**Additional Caps**  
Push-On or Press-In



Additional finishes and sizing options also available upon request - ask our friendly staff for more information.